


# stuck onyou® | Treasure Island Finger Puppets



## PATCH THE PIRATE




## GAL THE GALLEON


### How to make the Finger Puppets


1. Colour in the characters.
2. Cut them out following the dotted lines. Ask a grown up if you need help.
3. Use sticky tape to join the tabs to make a ring. Make sure it fits your finger.

Arrggh me hearties .... now you are ready to sail the seven seas and have an adventure! Will Patch discover the hidden treasure? It is up to you.



## THE HIDDEN TREASURE

 Patch the pirate is sailing his trusty Galleon, Gal, towards a nearby island. He has spotted a big chest he is sure is full of amazing treasure. He sends his trusty first mate Gull ahead to investigate and, as he flies in, he finds a key in the chest. He opens it and uncovers the treasure!



## FIRST MATE GULL