


stuck onyou® | Safari Adventure Finger Puppets




GEORGE


How to make the Finger Puppets

1. Colour in the characters.
2. Cut them out following the dotted lines. Ask a grown up if you need help.
3. Use sticky tape to join the tabs to make a ring. Make sure it fits your finger.


Now you are ready to roam amongst the wild animals on an African Safari! Swing with the monkeys, run with the big cats. The sky's the limit! Let your imagination wild.



LEROY



OSCAR



PERCY